

Let's Save Energy



School Energy Managers Project



February 2014

School Energy Managers Project Status Update

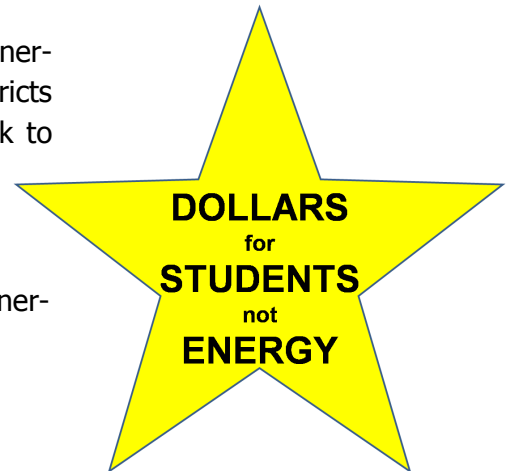


Northern Elementary School (Scott Co) celebrates achieving ENERGY STAR "Top Performer" School District

Two decades ago, Kentucky was a national leader in education reform. Today, it is still attracting national attention with its energy-efficient schools. Since March 2010, the average retail price of electricity for schools in Kentucky has risen by 33 percent. To address these rising costs, the Kentucky General Assembly in 2009 enacted KRS 160.325, which required school boards to adopt energy management policies that require development and implementation of energy management plans, along with annual reporting to the Kentucky Energy and Environment Cabinet and the Legislative Research Commission. KSBA's School Energy Managers Project (SEMP) is making sure the focus on energy stays sharp by helping schools maximize their energy savings with the help of energy specialists.

Since July 1, 2010, Kentucky's school energy managers have helped generate nearly \$32 million in refunds or annual cost avoidance in the districts they represent – and that's just the beginning. Energy managers work to assist schools in the districts they serve to:

- Establish energy teams
- Develop energy-efficiency goals
- Analyze utility bills
- Evaluate HVAC and lighting systems
- Educate staff and students
- Foster wise energy choices
- Develop and implement an Energy Management Plan

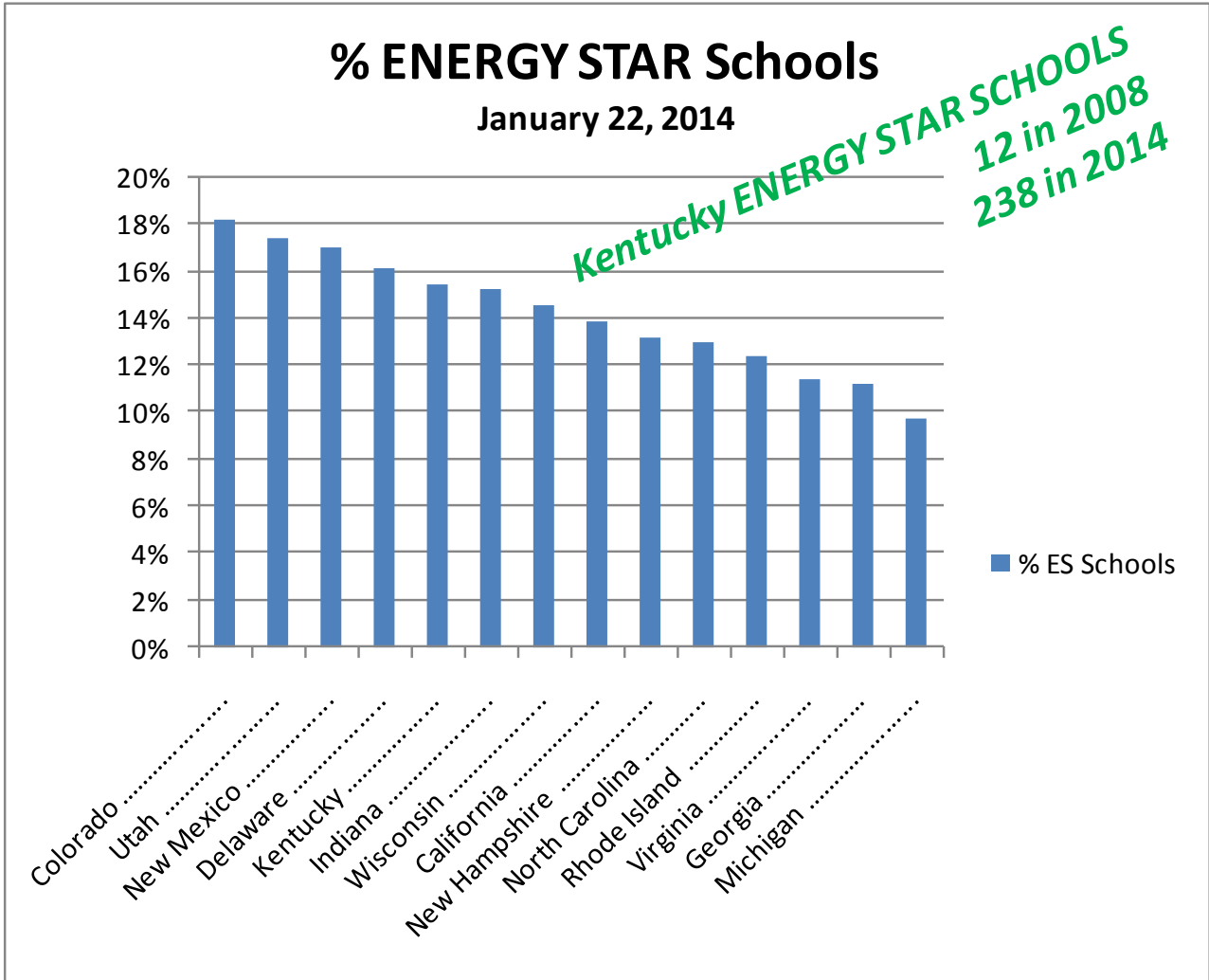


Savings To Date

Cumulative Savings To Date		
Actions Taken	FY2012-13	Cumulative FY2010-13
Consumption	\$ 12,900,000	\$ 25,500,000
Rate Correction	\$ 1,480,000	\$ 4,230,000
Utility Case Intervention	\$ 350,000	\$ 1,680,000
Rebates & Refunds		\$ 1,420,000
Total	\$ 14,730,000	\$ 32,830,000

In 2008, Kentucky was recognized as having 12 ENERGY STAR Certified Schools. Because of the intense efforts to save energy and dollars, there are now 238 ENERGY STAR Schools. This achievement reinforces the theme of "Dollars for Students, not Energy!"

When it comes to energy saving, there are two numbers that are often discussed: Energy Star rating and Energy Utilization Index (EUI). It may be a little confusing, but in a nutshell, just remember that the higher the number in an Energy Star rating, the better; conversely, the lower the EUI number, the better.



From the chart below, you can estimate your potential Annual Savings by reducing your district EUI.

	EUI kbtu/sf	Dollars \$/sf	Annual Operating Costs	Estimated Annual Savings
National Average School	73	\$ 1.54	\$154,000	
Average Kentucky School	58	\$ 1.22	\$122,000	\$ 32,000
Energy Star School	50	\$ 0.81	\$ 81,000	\$ 73,000
Net Zero School	20	\$ 0.36	\$ 36,000	\$ 118,000

District Ranking by 2013 Energy Utilization Index (EUI) - updated 1/24/14

Rank	District	2010 EUI	2013 EUI	Rank	District	2010 EUI	2013 EUI	Rank	District	2010 EUI	2013 EUI
1	Butler	42.8	35.2	56	Lawrence	68.6	52.0	111	Grant	70.7	62.3
2	Corbin	51.6	36.3	57	Paris	59.6	52.3	112	Mason	57.9	62.5
3	Walton-Verona	44.6	39.7	58	Pulaski	52.4	52.4	113	Ashland	75.1	62.6
4	Robertson	114.5	40.2	59	Spencer	63.1	52.5	114	Jefferson	68.2	62.6
5	Casey	49.5	40.3	60	Marion	60.3	52.5	115	Dayton	67.4	62.8
6	Anderson	52.3	40.8	61	Boyd	81.2	52.5	116	Mayfield	43.6	62.9
7	Owen	62.5	41.3	62	Campbellsville	76.4	52.6	117	Eminence	85.3	63.2
8	Scott	53.3	42.1	63	Caldwell	60.7	52.8	118	Lewis	70.4	63.3
9	Murray	47.2	42.2	64	Metcalfe	60.9	52.8	119	Knott	DNR	64.0
10	Oldham	45.7	42.3	65	Nelson	53.0	53.0	120	Graves	60.2	64.2
11	Monticello	58.0	43.0	66	Bracken	55.0	53.1	121	Elizabethtown	72.9	64.3
12	Hardin	54.3	43.7	67	Edmonson	58.7	53.3	122	Adair	71.1	64.7
13	Bullitt	53.7	43.7	68	Russell	80.5	53.4	123	Ludlow	107.9	64.9
14	Warren	50.7	44.0	69	Cumberland	71.1	53.5	124	Letcher	62.9	64.9
15	Burgin	60.5	44.5	70	Whitley	57.7	53.6	125	Pike County	51.6	65.2
16	Grayson	60.0	44.6	71	Lee	78.3	53.8	126	Johnson	78.2	65.5
17	Nicholas	44.5	45.0	72	Kenton	64.9	54.2	127	Caverna	84.2	65.9
18	Taylor	64.7	45.5	73	Livingston	56.9	54.2	128	Ballard	80.1	66.3
19	Wolfe	36.3	45.6	74	Williamsburg	54.9	54.5	129	Washington	83.5	66.4
20	Jessamine	50.3	45.9	75	Silver Grove	69.2	54.6	130	Marshall	70.9	66.5
21	Gallatin	60.0	46.1	76	Lincoln	70.7	55.0	131	Hickman	61.9	67.0
22	Trimble	52.3	46.2	77	Carter	59.3	55.2	132	Laurel	64.0	67.0
23	Dawson Springs	61.0	46.7	78	Logan	54.5	55.2	133	Carroll	82.9	67.2
24	Clinton	53.5	46.8	79	Christian	70.1	55.4	134	Union	69.1	67.2
25	Fleming	69.8	47.0	80	Knox	64.8	55.8	135	Boone	74.0	67.3
26	Wayne	64.2	47.1	81	Calloway	56.2	56.4	136	Montgomery	70.2	67.7
27	Erlanger	56.9	47.1	82	Rockcastle	59.9	56.7	137	Berea	75.7	67.8
28	Science Hill	56.5	48.1	83	Boyle	65.9	57.1	138	Campbell	70.2	67.9
29	Jackson Co	57.4	48.3	84	Raceland-Worthington	67.0	57.3	139	Bell	104.3	68.5
30	McLean	45.9	48.4	85	Rowan	72.3	57.3	140	Danville	64.6	68.8
31	Crittenden	57.1	48.5	86	Pineville	54.7	57.4	141	Muhlenberg	68.5	68.9
32	Williamstown	63.3	48.6	87	Woodford	63.5	57.5	142	McCracken	62.7	69.4
33	Lyon	53.7	48.6	88	Madison	56.4	57.9	143	Morgan	116.8	69.9
34	Meade	48.7	48.9	89	Cloverport	72.7	58.0	144	Pikeville	81.9	70.6
35	Martin	64.0	49.1	90	Clark	74.7	58.3	145	Simpson	73.6	71.4
36	Floyd	52.0	49.1	91	Monroe	48.6	58.3	146	Anchorage	73.8	71.5
37	Pendleton	55.9	49.2	92	Webster	75.5	58.6	147	Hopkins	71.7	71.8
38	Shelby	71.6	49.2	93	Harrison		59.1	148	Bellevue	68.4	72.0
39	Hancock	57.8	49.5	94	Clay	65.4	59.2	149	Henderson	74.1	72.2
40	Daviess	53.9	49.5	95	Elliott	48.8	59.6	150	Covington Ind.	80.5	72.5
41	Newport	76.1	49.9	96	Perry	67.0	59.9	151	Beechwood	62.6	73.2
42	Carlisle	46.9	49.9	97	Menifee	90.4	60.0	152	Hart	73.5	73.2
43	Allen	57.1	50.0	98	Jenkins	67.6	60.1	153	Fayette	78.2	73.9
44	Magoffin	60.7	50.1	99	Owensboro	70.1	60.4	154	Barbourville	76.8	74.7
45	Barren	49.8	50.1	100	Henry	67.7	60.4	155	Bath	87.8	74.9
46	Trigg	60.2	50.2	101	Mercer	78.3	60.5	156	Middlesboro	60.9	76.7
47	Russellville	52.5	50.3	102	West Point	DNR	60.5	157	Somerset	89.8	77.1
48	Southgate	47.2	50.6	103	Hazard	87.2	60.6	158	Ft. Thomas	72.2	77.7
49	Glasgow	62.6	50.7	104	Breckinridge	71.2	60.8	159	Breathitt	64.0	79.6
50	Estill	53.4	51.1	105	Bardstown	62.8	60.9	160	Powell	97.0	82.8
51	Paintsville	53.3	51.1	106	Fulton Co.	63.7	61.1	161	Green	88.2	87.6
52	Russell	70.3	51.1	107	LaRue	55.1	61.7	162	McCreary	94.8	89.0
53	Augusta	55.6	51.5	108	Bourbon	65.0	61.8	163	East Bernstadt	88.7	89.7
54	Frankfort	80.7	51.5	109	Bowling Green	73.6	61.8	164	Jackson Ind	117.6	118.6
55	Garrard	51.5	51.8	110	Franklin	87.3	62.3				



Kentucky K-12

ENERGY STAR Schools

Source: www.energystar.gov January 22, 2014



Kentucky K-12 ENERGY STAR Schools

	Score	Built		Score	Built
Anderson County Schools			Burgin Independent Schools		
Anderson County High School	76	1965	Burgin Independent School	79	1985
Emma B. Ward Elementary School	95	2008	Calloway County Schools		
Saffell Street Elementary School	93	1960	Calloway County Middle School	76	1969
Turner Elementary School	89	2000	Campbell County Schools		
Barren County Schools			Campbell Ridge Elementary	77	2005
Austin Tracy Elementary	97	1949	Crossroads Elementary	82	2007
Barren County Middle School	79	1993	Grant's Lick Elementary	99	2035
Eastern Elementary	93	2007	Carroll County Schools		
Hiseville Elementary	85	1994	Richard B. Cartmell Elementary School	87	2011
Park City Elementary	81	2003	Casey County Schools		
Red Cross Elementary	82	1999	Walnut Hill Elementary School	75	2007
Temple Hill Elementary	75	2005	Christian County Public Schools		
Bellevue Independent Schools			Belmont Elementary	80	1959
Grandview Elementary	85	1958	Crofton Elementary	78	2001
Boone County School District			Indian Hills Elementary	84	1961
Burlington Elementary School	79	1938	Lacy Elementary	76	1950
Charles H. Kelly Elementary School	83	1984	Millbrooke Elementary	84	1964
Cooper High School	75	2009	North Drive Middle School	79	1988
Florence Elementary School	82	1931	Pembroke Elementary	75	1972
Longbranch Elementary School	79	2009	South Christian Elementary	75	1995
Stephens Elementary	85	1991	Corbin Independent Schools		
Bowling Green Independent Schools			Corbin Educational Center	75	1960
Parker Bennett Curry Elementary	75	2005	Corbin Elementary School	90	1960
TC Cherry Elementary	76	2008	Corbin High School	81	1974
Boyle County Schools			Corbin Intermediate School	93	1964
Boyle County High School	79	1962	Corbin Middle School	95	1931
Bracken County Schools			Corbin Primary School	85	2008
Bracken County Middle School	76	1987	Danville Independent Schools		
Bullitt County Public Schools			Danville High School	75	1968
Brooks Elementary School	93	2010	Hogsett Elementary School	81	1958
Bullitt Lick Middle School	85	1980	Daviess County Public Schools		
Cedar Grove Elementary	84	1963	Audubon Elementary	82	1992
Crossroads Elementary School	95	2010	Burns Elementary	93	1974
Eastside Middle School	80	2005	College View Middle School	82	1995
Freedom Elementary School	89	2002	Country Heights Elementary School	87	1988
Lebanon Junction Elementary	89	1962	Daviess County Middle School	78	1931
Maryville Elementary School	91	1972	Deer Park Elementary School	85	1997
Mt. Washington Middle School	86	1948	East View Elementary	87	1997
Nichols Elementary School	83	1959	Highland Elementary	88	1966
North Bullitt High School	79	1976	Meadow Lands Elementary	78	2005
Overdale Elementary School	96	2009	Sorgho Elementary	90	1997
Pleasant Grove Elementary School	88	1997	Southern Oaks Elementary	94	2008
Roby Elementary School	85	2009	Tamarack Elementary School	93	1962
Shepherdsville Elementary	84	2005	West Louisville Elementary	99	2011
Zoneton Middle School	88	2005	Whiteside Elementary	88	1993
Butler County Schools			Fayette County Public Schools		
Butler County High School	92	1952	Arlington Elementary School	76	1927
Butler County Middle School	89	1980	Athens-Chilesburg Elementary School	77	2006
Morgantown Elementary School	87	1980	Bryan Station Middle School	88	1976
North Butler County Elementary	86	2004			

Fayette County Public Schools (Cont)	Score	Built	Jefferson County Public Schools (Cont)	Score	Built
Harrison Elementary School	75	1972	Kammerer Middle	93	1972
James Lane Allen Elementary School	90	1958	Myers Middle School	76	1971
Jessie M. Clark Middle School	90	1963	Ramsey Middle School	95	2008
Leestown Middle School	87	1958	Stopher Elementary	79	2007
Meadowthorpe Elementary School	75	1960	TT Knight Middle	95	1973
Rosa Parks Elementary	90	1998			
Russell Cave Elementary School	80	1926	Jessamine County		
Wellington Elementary School	76	2010	Brookside Elementary	83	2005
William Wells Brown Elementary School	77	2008	East Jessamine Middle School	90	2009
Yates Elementary School	88	1954			
			Kenton County School District		
Floyd County Schools			James A. Caywood Elementary	96	2005
Allen Central High	75	1972	Kenton Elementary	86	1950
Stumbo Elementary	91	1962	Piner Elementary School	92	1962
Adams Middle School	80	1990	R.C. Hinsdale Elementary	82	1972
Allen Elementary School	76	1991	Ryland Heights Elementary	84	1960
Betsy Layne High School	90	1980	Simon Kenton High School	90	1972
Prestonsburg Elementary School	81	2007	Summit View Elem. Middle	75	1937
			Taylor Mill Elem	82	1953
Frankfort Independent Schools			Turkey Foot Middle School	100	2010
Frankfort High School	87	1950	Twenhofel Middle School	97	2005
Second Street Elementary School	94	1930	White's Tower Elementary	93	1964
Franklin County Schools			Laurel County Public Schools		
Hearn Elementary School	90	2008	Bush Elementary School	78	1997
			Campground Elementary	76	1962
Gallatin County Schools			Laurel County Day Treatment	87	1929
Gallatin Upper Elem. & Middle	83	2007	Wyan-Pine Grove Elementary School	76	2007
Gallatin Lower Elementary	88	2010			
			Lawrence County Schools		
Grant County Schools			Blaine Elementary School	83	1960
Sherman Elementary School	84	2007			
			Lincoln County School District		
Grayson County Schools			Crab Orchard Elementary School	77	1967
Clarkson Elementary School	91	2010	Hustonville Elementary School	87	1963
Caneyville Elementary School	77	2001	Lloyd McGuffey 6th Grade Center	81	2006
Lawler Elementary School	82	1989	Waynesburg Elementary School	92	1955
Wilkey Elementary School	94	1974			
			Madison County Public Schools		
Hardin County Schools			B. Michael Caudill Middle School	75	2008
North Middle School	84	2009	Farristown Middle School	76	2011
Creekside Elementary	85	2005	Kingston Elementary School	84	2005
Heartland Elementary	82	2008			
New Highland Elementary	89	1981	Magoffin County Public Schools		
North Park Elementary	89	1971	North Magoffin Elementary School	75	2008
Parkway Elementary School	81	1972			
Rineyville Elementary	86	2007	Marion County Public Schools		
Woodland Elementary	82	1997	Calvary Elementary School	76	1960
			Glasscock Elementary School	78	1958
Henry County Schools			St. Charles Middle School	76	1952
Henry County High School	86	1950	West Marion Elementary	76	1988
New Castle Elementary	78	1964			
			Marshall County Public Schools		
Jefferson County Public Schools			Jonathan Elementary School	78	1969
Audubon Elementary	90	1954			
Ballard High School	84	1968	Mayfield Independent Schools		
Cane Run Elementary School	92	1972	Mayfield Elementary School	80	2005
Conway Middle School	84	1971			
Farmer Elementary	91	2007	Meade County Schools		
Fairdale Elementary	89	1973	Brandenburg Primary	93	2007
Fern Creek Elementary	85	1967	Ekron Elementary School	78	2009
Hawthorne Elementary	95	1954	Flaherty Primary School	100	2010
Iroquois High School	90	1955	Payneville Elementary School	86	1956
Isaac Shelby Elementary	75	2001			
Jeffersontown Elementary	89	1973	Mercer County Schools		
			Evan Harlow Early Learning Center	81	1969
			Mercer County Senior High School	79	2008

Murray Independent Schools	Score	Built
Murray Elementary School	97	1961
Murray High School	81	1972

Nelson County Schools		
Foster Heights Elementary	98	2009
Thomas Nelson High School	99	2011

Ohio County Schools		
Beaver Dam Elementary School	84	2009

Oldham County Schools		
Crestwood Elementary	100	2009
East Oldham Middle School	92	2005
Goshen Elementary	87	2002
Harmony Elementary	96	2005
Kenwood Station Elementary School	75	2004
Locust Grove Elementary School	99	2009
North Oldham High School	85	1996
North Oldham Middle School	85	1979
Oldham County High School	91	1966
South Oldham H.S.Camden Station Elem.	92	1989

Owen County Schools		
Maurice Bowling Middle School	91	2010
Owen County Primary School	78	1991
Owen County Upper Elementary School	98	2012

Pendleton County Schools		
Northern Elementary	91	1972
Pendleton County High School	91	1985
Phillip A. Sharp Middle School	88	1997
Southern Elementary	80	1972

Rockcastle County Schools		
Brodhead Elementary School	78	2001
Roundstone Elementary School	89	2007

Rowan County Schools		
Tilden Hogge Elementary	82	1964
Rowan County Senior High School	77	1983

Scott County Schools		
Anne Mason Elementary	80	2003
Eastern Elementary School	91	1955
Elkhorn Crossing School	93	2010
Garth Elementary School	90	1927
Georgetown Middle School	90	1958
Northern Elementary	84	1989
Royal Spring Middle School	92	2006
SCHS/9th Grade/SCMS Campus	80	1955
Southern Elementary School	88	1968
Stamping Ground Elementary School	94	2000

Shelby County Schools		
Martha Layne Collins High School	79	2010
Shelby County East Middle School	98	1968

Simpson County Schools		
Franklin Elementary School	78	2007

Southgate Independent Schools		
Southgate Public School	84	1903

Trimble County Schools		
Milton Elementary	100	2008

Walton Verona Independent Schools	Score	Built
Walton Verona Elementary School	75	1971
Walton Verona High/Middle School	84	1971

Warren County Public Schools		
Alvaton Elementary	84	2006
Briarwood Elementary School	80	2000
Bristow Elementary School	100	2010
Cumberland Trace Elementary School	99	1969
Drakes Creek Middle School	90	1987
Greenwood High School	84	1990
Henry F. Moss Middle School	92	1987
Jackson Middle/High School	85	2000
Natcher Elementary School	92	1990
New Richlandville Elementary School	100	2010
North Warren Elementary School	94	1941
Oakland Elementary School	95	1978
Plano Elementary School	99	2007
Rich Pond Elementary School	82	1952
Rockfield Elementary School	84	1974
Warren Central High School	79	1949
Warren East High School	80	1969
Warren East Middle School	100	1987
Warren Elementary School	84	1974

Williamstown Independent Schools		
Williamstown Independent Schools	79	1990

Woodford County Schools		
Huntertown Elementary School	81	1980

Why Energy Smart Schools?

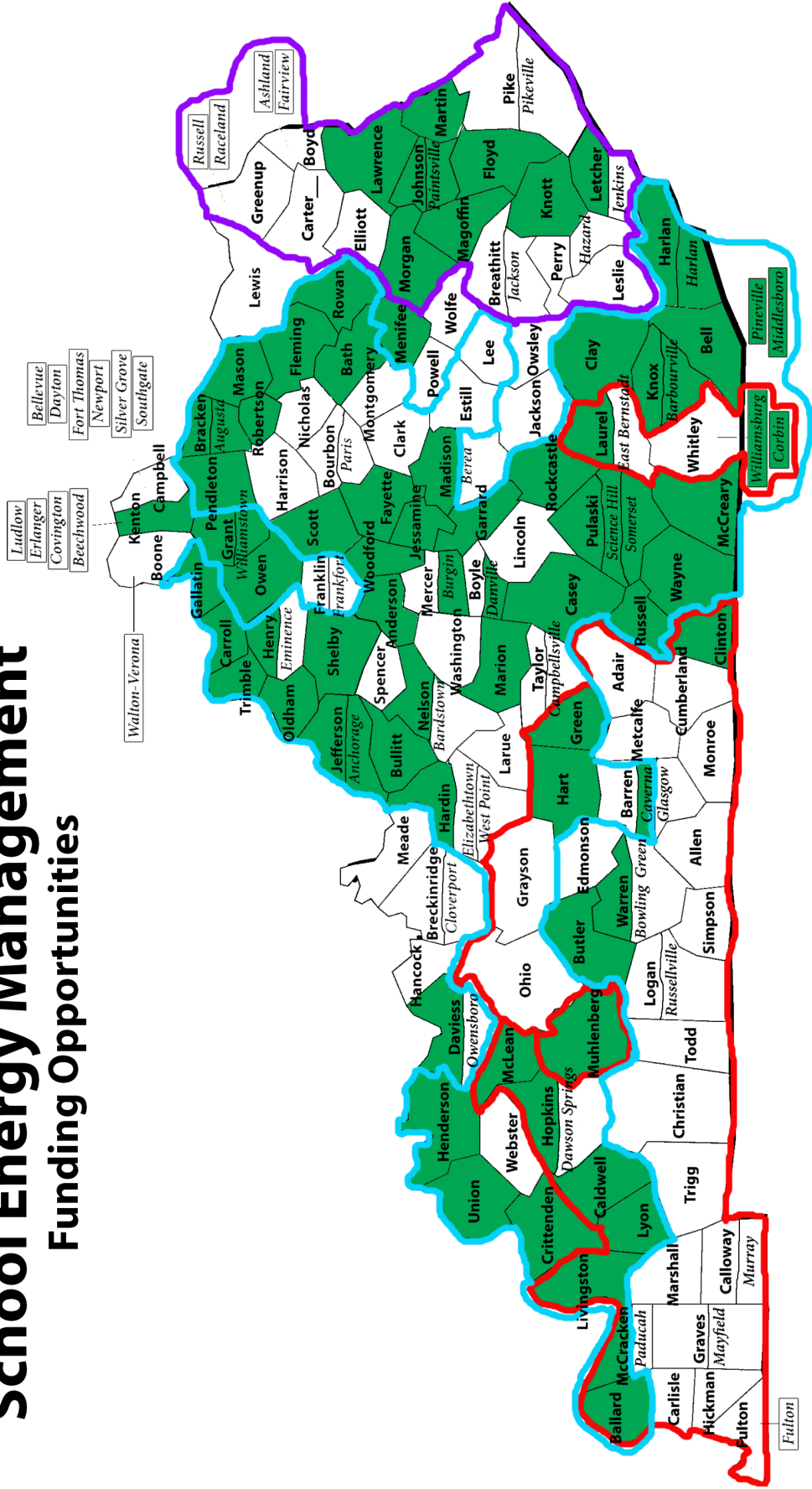
According to the United State Environmental Protection Agency and Department of Energy at www.energystar.gov

- Schools spend more on energy than any other expense except personnel.
- A high-performance school doesn't have to cost more to construct than a conventionally built school.
- High-performance schools can lower a school district's operating costs by up to 30%.
- Energy is one of the few expenses a school can reduce without sacrificing educational quality.
 - Schools are central to the communities they serve and should reflect community values – like energy and resource conservation.
 - Schools are a great place to teach the nation's children about energy and resource conservation.

For more information about ENERGY STAR schools in Kentucky or the School Energy Managers Project, contact the Department for Energy Development and Independence or the Kentucky School Boards Association.



School Energy Management Funding Opportunities



Green - existing energy manager

TVA
LGE-KU
KP (pending)

For more information on KSBA's School Energy Managers Project, contact:
Ron Willhite, Jon Nipple or Martha Casher at 1-800-372-2962.